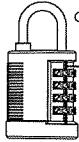


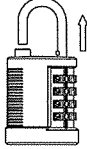
## SETTING YOUR OWN COMBINATION

Your new resettable combination padlock is preset to open at 0-0-0-0, even though dials may be positioned at other numbers.

### To reset the combination:



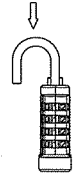
**Step 1:**  
Turn the dials and align the opening combination numbers with the Guide Line



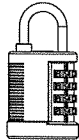
**Step 2:**  
Pull out the shackle.



**Step 3:**  
Turn the shackle counterclockwise 90 degree.



**Step 4:**  
Press the shackle down all the way, hold it firmly and turn the dials to your own desired combination. Do not let go of the shackle before completely setting the desired combination.



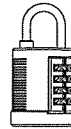
**Step 5:**  
To the original position. Your new personal combination is now ready to use.

Keep your combination in a safe and accessible place for future reference.

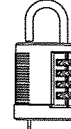
**Note:** If you unfortunately forget your own combinations, please contact your manager or customer-service to retrieve your forgotten combinations.

## HOW TO CHECK THE MISSING COMBINATION

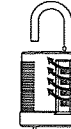
When forget the number, you can use Master Key to open the lock and decode the number.



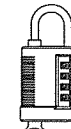
**Step 1:**  
Use the master key.



**Step 2:**  
Turn the key 90 degree clockwise to open the lock and release shackle.



**Step 3:**  
Rotate the dials, till it stop.(do this process for all dials) Then you got the previous setting combination.



**Step 4:**  
After you found the opening combination. Please remember to close the cab then take out the key. The lock can be used again.

**Note:** Master key function only for an emergency access.